



USN

--	--	--	--	--	--	--	--	--	--

17EC43

## Fourth Semester B.E. Degree Examination, Jan./Feb. 2021 Control Systems

Time: 3 hrs.

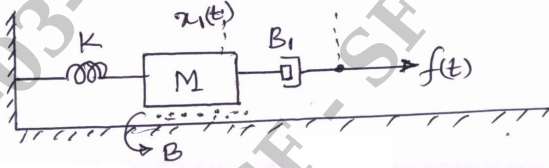
Max. Marks: 100

**Note: Answer any FIVE full questions, choosing ONE full question from each module.**

### Module-1

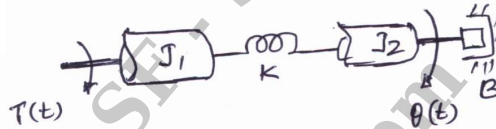
- 1 a. Differentiate between Open loop control system and Closed loop control system. (06 Marks)
- b. For the mechanical system, shown in fig. Q1(b), write the i) Mechanical network ;  
ii) Differential equations of performance. (06 Marks)

Fig.Q1(b)



- c. Obtain the transfer function of the system shown in fig. Q1(c).

Fig.Q1(c)

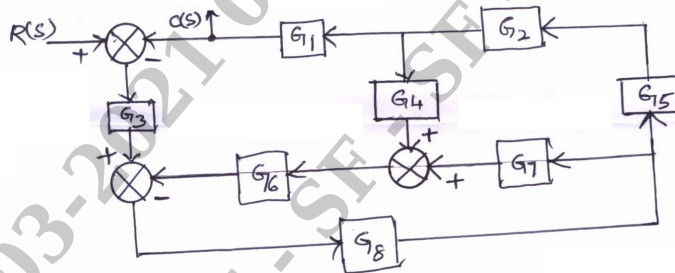


(08 Marks)

### OR

- 2 a. Explain the block diagram rule regarding : i) Combining blocks in cascade  
ii) Moving a take off point beyond a block. (04 Marks)
- b. Determine the transfer function  $C(s)/R(s)$  for the block diagram shown in fig. Q2(b), using block diagram reduction techniques.

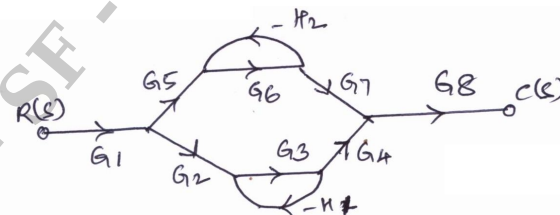
Fig.Q2(b)



(08 Marks)

- c. Find  $\frac{C(s)}{R(s)}$  for the following signal flow graph of fig. Q2(c).

Fig.Q2(c)



(08 Marks)

Important Note : 1. On completing your answers, compulsorily draw diagonal cross lines on the remaining blank pages.  
2. Any revealing of identification, appeal to evaluator and /or equations written eg. 42+8 = 50, will be treated as malpractice.

**Module-2**

- 3 a. With usual notation, derive an expression for the Peak time ( $t_p$ ) and Rise time ( $t_r$ ) of a response of second order system to a unit step input. (06 Marks)
- b. Explain PI and PID controllers of a control system. (06 Marks)
- c. A second order control system is represented by a transfer function given below :
- $$\frac{Q(s)}{T(s)} = \frac{1}{Js^2 + Bs + K}$$
- where  $Q(s)$  is the proportional output and  $T(s)$  is the input torque.
- A step unit of 10N-mt is applied to the system and test results are given below :
- i) Maximum overshoot is 6% ii) Peak time is 1 sec iii) Steady static value of the output is 0.5 radian. Determine the values of  $J$ ,  $F$  and  $K$ . (08 Marks)

**OR**

- 4 a. Define Steady state error and Static error coefficients with respect to step input, velocity input and acceleration inputs. (06 Marks)
- b. For a unity feedback system  $G(s) = \frac{s(s+1)}{s^2(s+3)(s+10)}$ . Determine the type of system, error coefficients and steady state error for input  $\gamma(t) = 1 + 3t$ . (06 Marks)
- c. A signal is represented by the equation  $\frac{d^2\theta}{dt^2} + 10 \frac{d\theta}{dt} = 150.e$ . Where  $e = (r-\theta)$  is the actuating signal. Calculate the value of damping ratio, undamped and damped frequency of oscillation. Also determine Open loop transfer function. (08 Marks)

**Module-3**

- 5 a. State R – H criterion and discuss its limitation. (06 Marks)
- b. State the different rules for the construction Root locus. (06 Marks)
- c. The open loop transfer function of a unity feedback system is given by
- $$G(s) = \frac{K}{s(s+3)(s^2+s+1)}$$
- Determine the value of  $K$  that will cause sustained oscillations in the closed loop system. Also find the frequency of sustained oscillations. (08 Marks)

**OR**

- 6 a. A unity feedback control system has  $G(s) = \frac{K}{s(s+2)(s+5)}$ . Sketch the root locus and show clearly i) Break away points ii) The frequency at which root locus crosses imaginary axis and corresponding value of  $K$ . (12 Marks)
- b. The open loop transfer function of a unity feedback system is given by
- $$G(s) = \frac{K(s+1)}{s^3 + as^2 + 2s + 1}$$
- Determine the value of  $K$  and  $a$ , so that the system oscillates at a frequency of 2 rad/sec<sup>2</sup>. (08 Marks)

**Module-4**

- 7 a. With figure, define the frequency domain specifications. (06 Marks)
- b. Construct the Bode plot for a unity feedback control system with
- $$G(s) = \frac{10(s+10)}{s(s+2)(s+5)}$$
- Find the Gain margin and Phase margin. Comment on the stability. (14 Marks)

OR

- 8 a. Explain Lag – lead compensating networks. (06 Marks)
- b. Given  $G(s)H(s) = \frac{12}{s[s+1][s+2]}$ . Draw the Polar plot and hence determine if system is stable? (06 Marks)
- c. The open loop transfer function of a control system is  $G(s)H(s) = \frac{1}{s^2(s+2)}$ . Sketch the Nyquist plot, Path and ascertain the stability. (08 Marks)

**Module-5**

- 9 a. What is Signal Reconstruction? Explain it with SAMPLE and HOLD circuit. (06 Marks)
- b. Find the State – transition Matrix for  $A = \begin{bmatrix} 0 & -1 \\ +2 & -3 \end{bmatrix}$ . (06 Marks)
- c. Consider the system given by  $\ddot{y} + 9\dot{y} + 26y = 6U$ . Obtain its state model. (08 Marks)

OR

- 10 a. List the properties of State transition matrix. (06 Marks)
- b. Explain Spectrum analysis of Sampling process. (06 Marks)
- c. Obtain the transition matrix  $Q(t)$  of the following system  

$$\begin{bmatrix} \dot{x}_1 \\ \dot{x}_2 \end{bmatrix} = \begin{bmatrix} 0 & 1 \\ -2 & -3 \end{bmatrix} \begin{bmatrix} x_1 \\ x_2 \end{bmatrix}$$
. Also obtain the inverse of the transition matrix  $\phi^{-1}(t)$ . (08 Marks)

\* \* \* \* \*